













Legend

Stream Classification

-  Stream Class 1 - 4
Fish Present
 Stream Class 5 and 6
No Fish Present
 Not Surveyed

Barriers

-  Stream Class Limit
-  Reach Break
-  Sample Site
-  Beaver Dam
-  Cascades
-  Culverts
-  Falls
-  Rocks
-  Persistent Debris Accumulation

Fish Species

- BB Burbot
CAS Prickley Sculpin
CO Coho Salmon
KO Kokanee
LKC Lake Chub
LSU Long Nosed Sucker
RB Rainbow Trout
SK Sockeye Salmon
NF No Fish

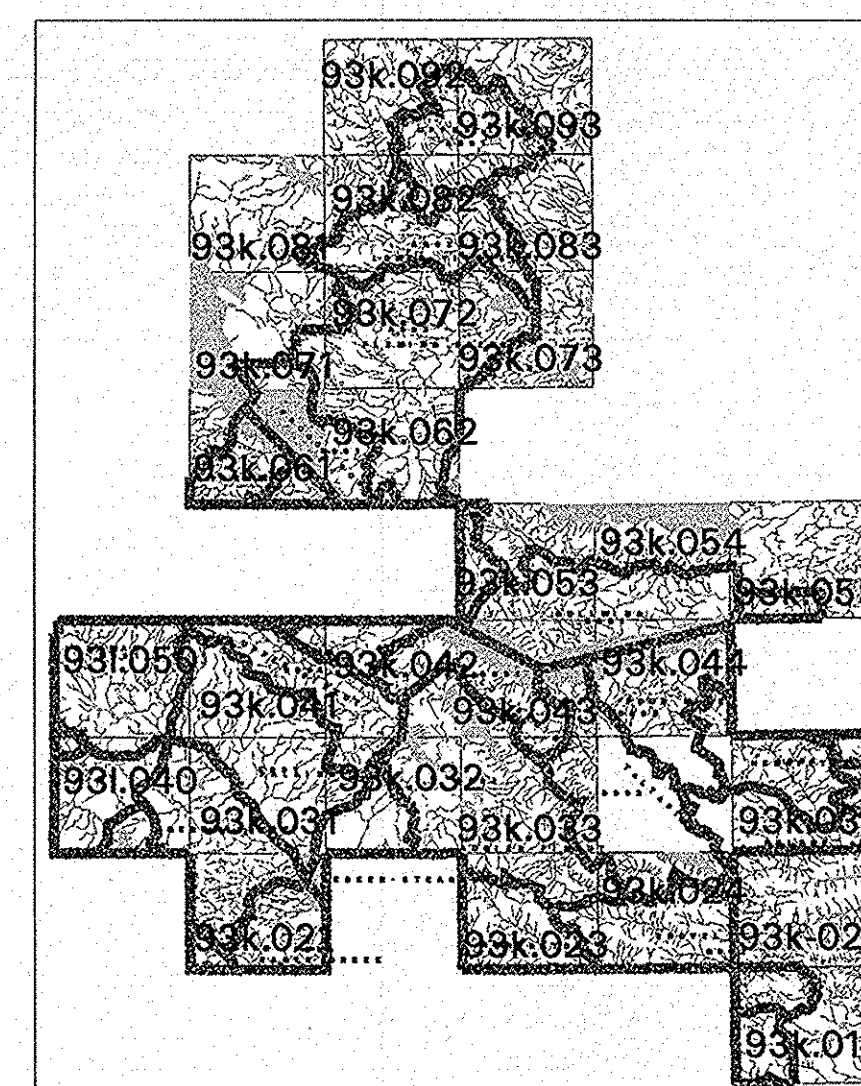

(RB) Inferred

- FS Further Sampling
Required

Reach & Class Labels

- | | |
|----|-------------|
| 1 | Reach label |
| s3 | Class label |

Scale 1:20,000



**CLIFF
MANNING
FORESTRY SERVICES LTD.**

HQ0864
D. 93k-023